

Performance Report

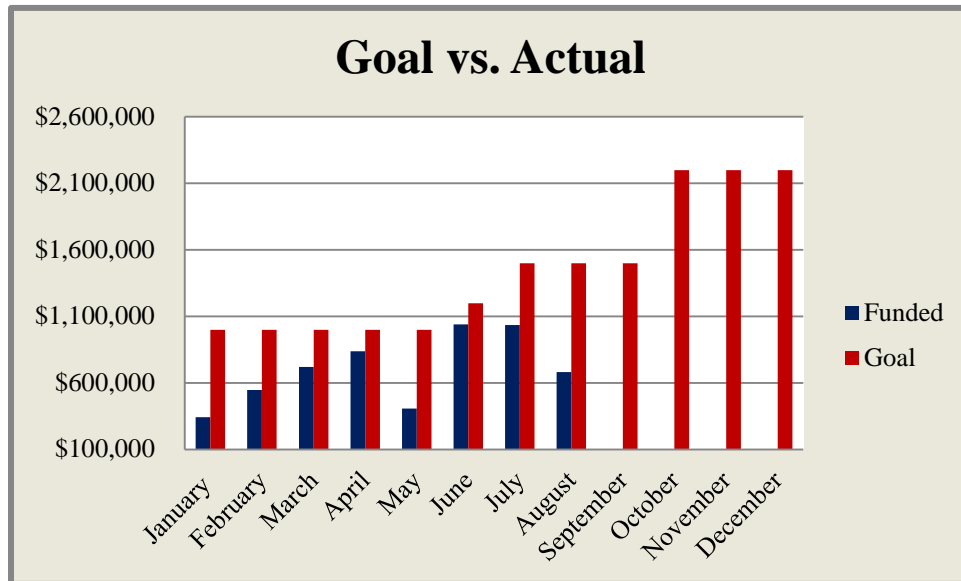
August 2017

This report captures NAHAC's performance through August 2017 for all Nevada Hardest Hit Fund[®] program dollars distributed and households served. The following metrics provide a snapshot of each program's activity and are utilized to establish baselines, trends and forecasts.

Amounts Funded – Overall:

NAHAC's total fundings for August amounted to \$681,979.96¹. The August total was a decrease from the previous month (\$1,035,722.06), but substantially higher than the same month in 2016 (\$314,213.63).

The following chart illustrates actual dollars funded compared to funding goals. The overall monthly goal for all programs combined was \$1 million for January through May; \$1.2 million for June; \$1.5 million upon deployment of the Nevada Mortgage Assistance System (NMAS), which occurred July 3, 2017; and is set at \$2.2 million for October through December 2017.

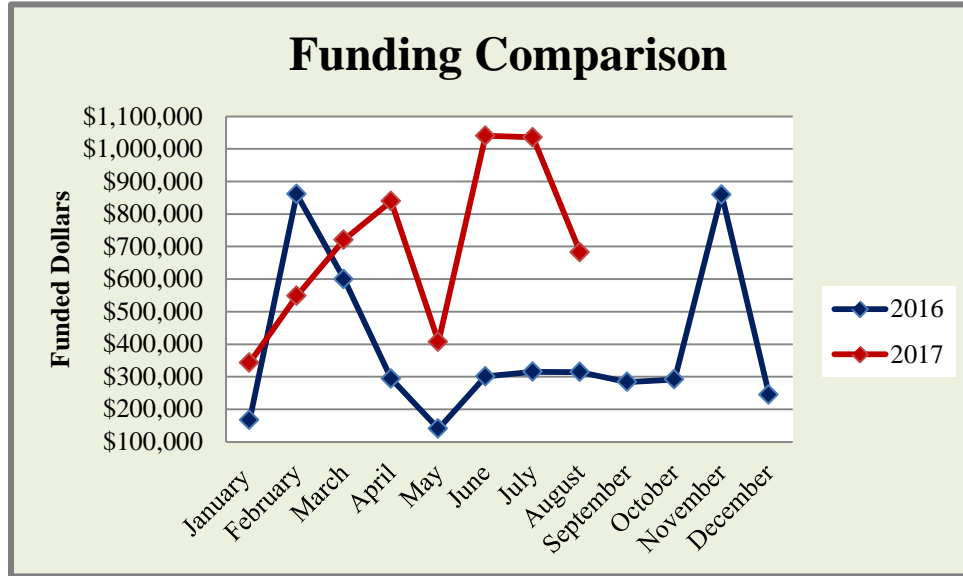


¹ A borrower received nine months of assistance during the period of September 2014 thru May 2015 in the amount of \$6,772.50 for unemployment mortgage assistance. It was discovered applicant was employed and funds were requested back. The home was short sold and applicant paid a total of \$2,162.90, which left a balance of \$4,759.60. A credit memo was created showing those funds back in "B4 Funded."

Performance Report

August 2017

The following chart compares combined monthly funding results for all programs for 2016 and 2017.

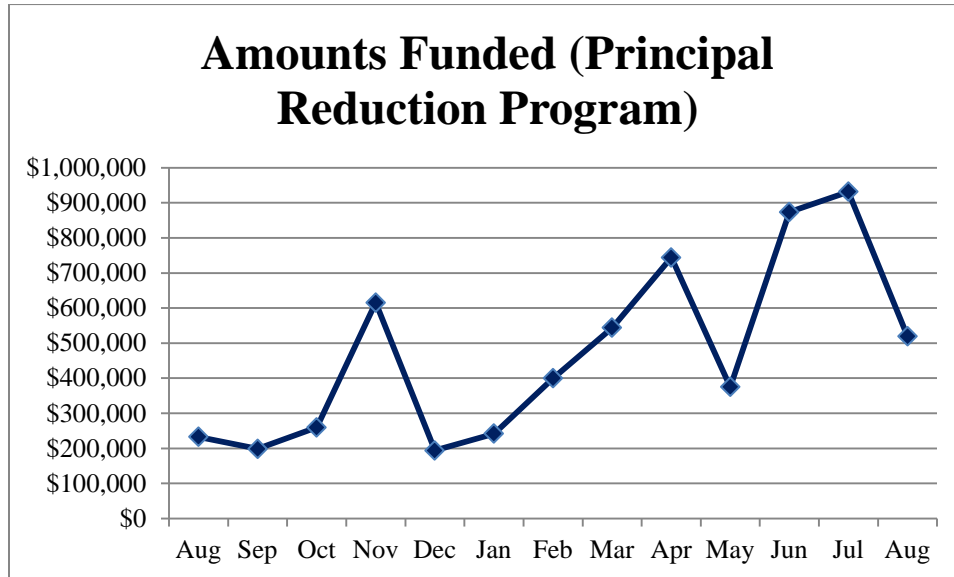


Performance Report August 2017

Amounts Funded – By Program:

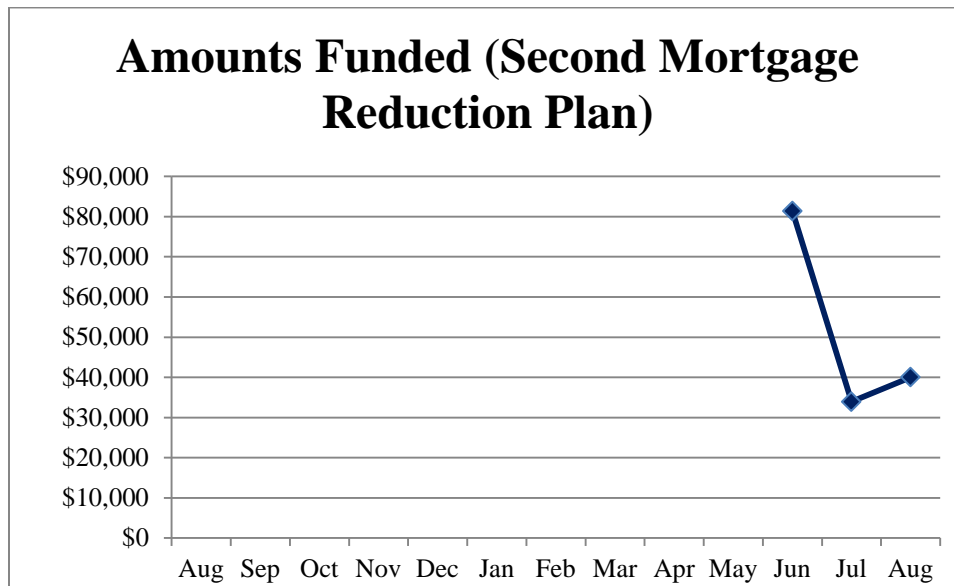
Principal Reduction Program (B-1)

Seven files were funded through the Principal Reduction Program (B-1), accounting for most of the overall total, with \$518,973.01 funded. This was lower than the B-1 fundings for July 2017, which were \$931,378.84, but much higher than the same month in 2016 (\$232,600.30).



Second Mortgage Reduction Plan (B-2)

The Second Mortgage Reduction Plan (B-2) was reinstated in June 2017 and had one funding in August, totaling \$40,014.77, slightly higher than the July figure of \$33,935.56.



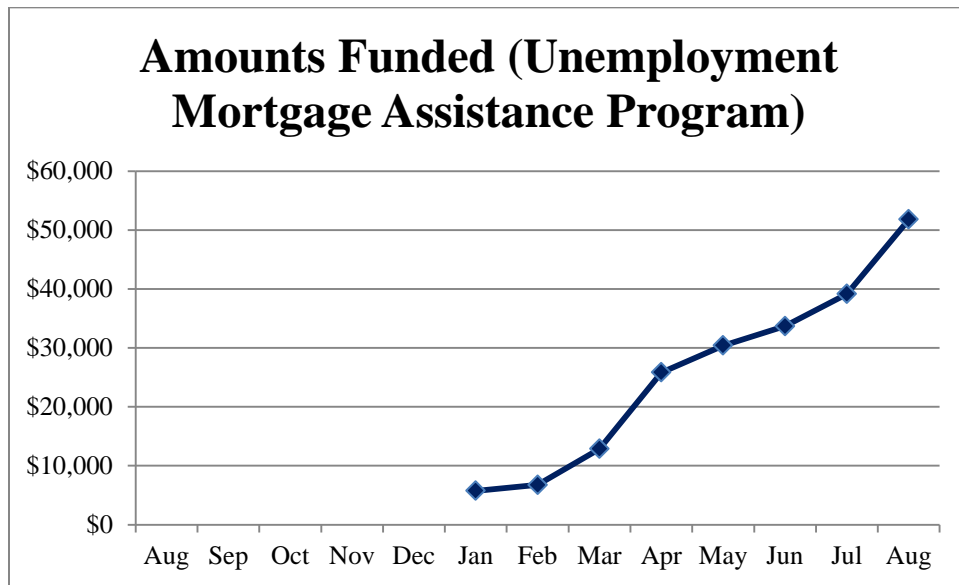
NOTE: This version of the Second Mortgage Reduction Plan was launched on May 31, 2017. Funded files began in June 2017.

Performance Report

August 2017

Unemployment Mortgage Assistance Program (B-4U)

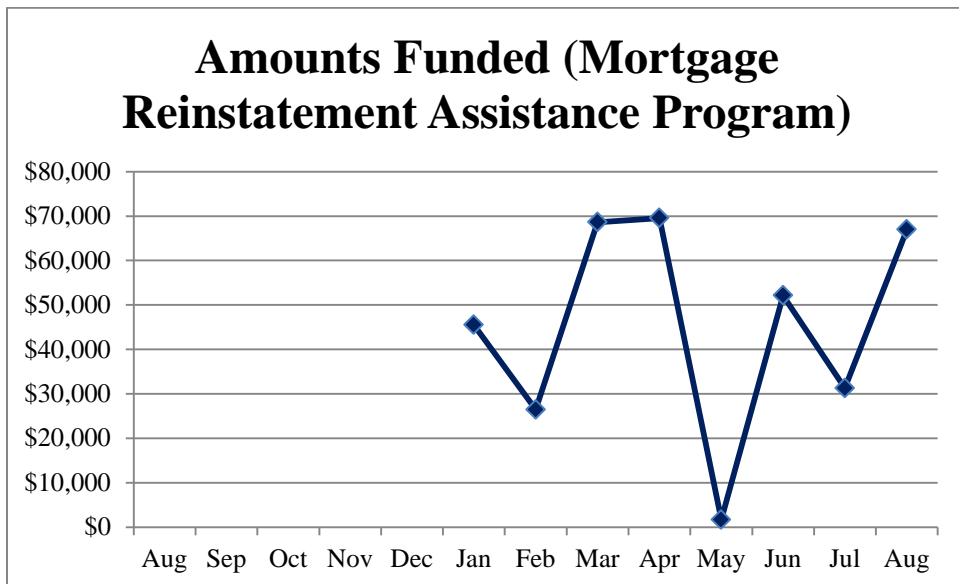
Nine files were funded in August through the Unemployment Mortgage Assistance Program (B-4U) for a total of \$12,172.79. There were also 31 recurring files funded totaling \$39,085.07 for homeowners who qualified in prior months, and continued to be unemployed and in need of assistance. These figures compare favorably to July, when five files were funded totaling \$5,320.27, and 26 recurring files were funded totaling \$33,812.37.



NOTE: The Unemployment Mortgage Assistance Program was launched on November 1, 2016. Funded files began in January 2017.

Mortgage Reinstatement Assistance Program (B-8)

The Mortgage Reinstatement Assistance Program (B-8) had five fundings in August, totaling \$66,974.72, which was more than double the \$31,275.02 funded in July.



NOTE: This version of the Mortgage Reinstatement Assistance Program was launched on November 1, 2016. Funded files began in January 2017.

Performance Report August 2017

Households Funded:

The following chart illustrates program performance based on unique households funded. NAHAC assisted 22 households in August, which is an increase from the previous month's total of 20, and substantially higher than the same month in 2016, when 8 households were assisted.

